1 - Some tools of the trade

Lab 1.2: Gel electrophoresis

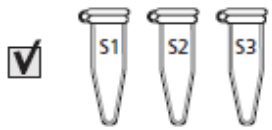

Check reagents (S1, S2, S3)

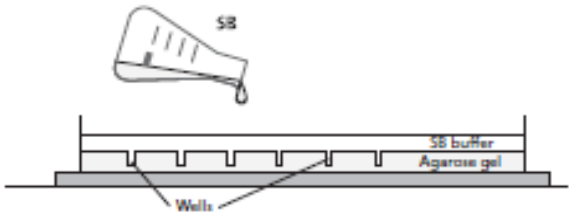

Cover agarose gel in SB buffer with wells next to the negative electrode

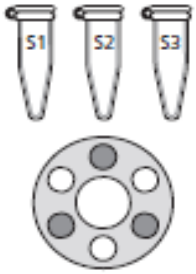

Centrifuge samples

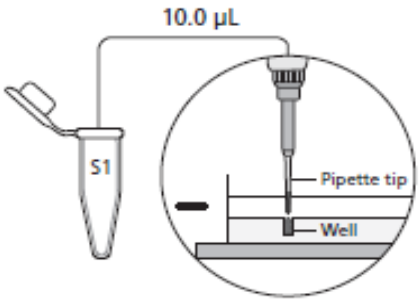

Pipette 10.0 µL S1 into well 1

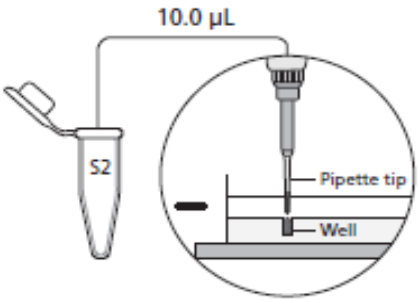

Pipette 10.0 µL S2 into well 2

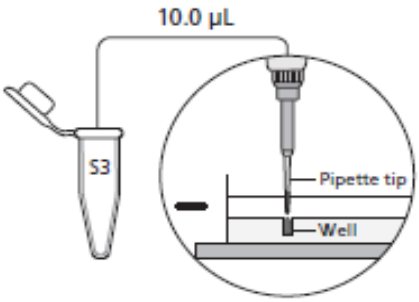

Pipette 10.0 µL S3 into well 3

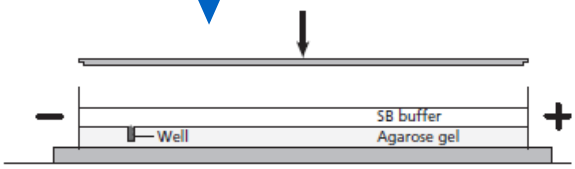

Place the cover on the gel electrophoresis unit

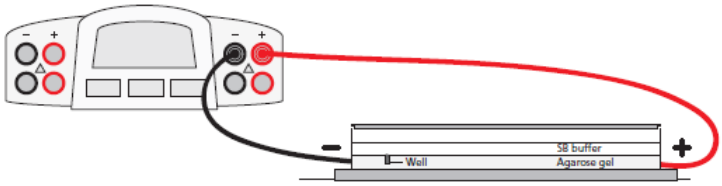

Connect leads to power supply. Check polarity matches. Set to 130V. Electrophorese for 10 min

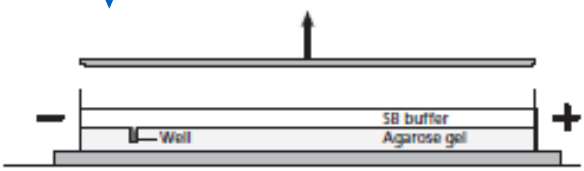

Remove cover from gel electrophoresis unit

Record band location and colour